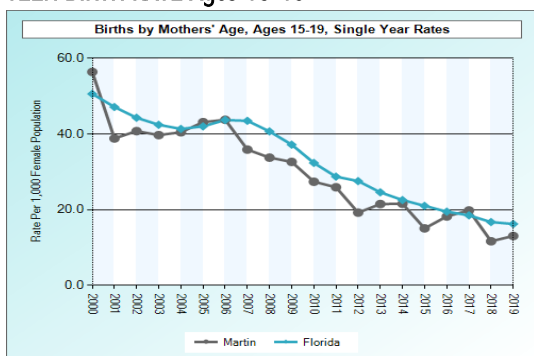


Teen Birth & Repeat Births to Teen Mothers

Teen mothers are less likely to graduate from high school or attain a GED by the time they reach age 30. Early fatherhood is associated with lower educational attainment and lower income. (*Healthy People 2020*)

TEEN BIRTH RATE Ages 15-19



Teen Birth Single Year Rates Per 1,000 ALL Race/Ethnicity, Martin County vs. FL

BENCHMARK: By 2017, the national (overall) teen birth rate declined to 19 per 1,000 female teens, with New Hampshire and Massachusetts sharing the lowest rate of 8 per 1,000. (Annie E. Casey Foundation).

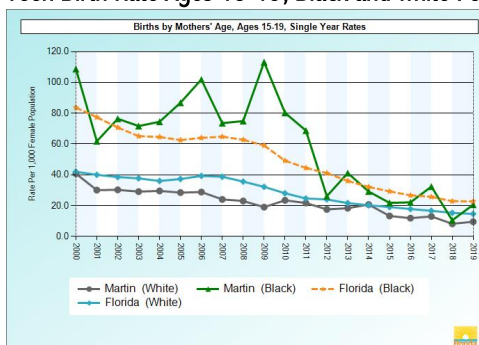
The 2019 statewide teen birth rate was 16.2, compared to 13.0 for Martin County. During 2019, of 48 Martin County births to teens ages 15-19, below denotes number by age:

2019 Martin County # Teens, Live Birth by Age					
Age	15	16	17	18	19
# of Teens	5	5	1	18	19

Teen Birth Rate Ages 15-19 (Single-Year Counts/Rates) ALL Race/Ethnicity, Martin County vs. FL												
Year	2008	2009	2010	2011	2012	2013	2014	2015	2016	2017	2018	2019
Martin	124(33.8*)	120(32.6)	101(27.4)	96(25.9)	70(19.2*)	77(21.5)	79(21.6)	55(15.1*)	67(18.2)	72(19.8)	43(11.6*)	48(13.0)
FL - Rate	40.7	37.2	32.4	28.7	27.6	24.6	22.5	21.0	19.5	18.5	16.7	16.2

* Martin County rate is statistically significantly different than the statewide (FL) rate.

Teen Birth Rate Ages 15-19, Black and White Females

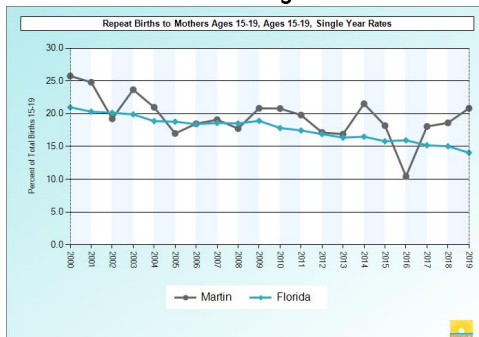


Teen Birth: Disparities per Race/Ethnicity

Of the 48 teens in Martin County, ages 15-19, that gave birth during 2019, 30 self-identified as White, six (6) as Black and nine (9) as Other (data unavailable on remaining three).

Teen Birth Rate, Ages 15-19, Single Year Rates per 1,000, White & Black Females, Martin County								
Year	2012	2013	2014	2015	2016	2017	2018	2019
White	56(17.6)	58(18.4)	66(20.7)	42(13.3)	38(11.9)	41(13)	26(8.2)	30(9.6)
Black	7(26.1)	10(41.2)	8(29.2)	6(21.8)	6(22.1)	9(32.4)	3(10.5)	6(20.6)

REPEAT BIRTHS to TEENS Ages 15-19



DEFINITION: According to Centers for Disease Control and Prevention (CDC), repeat teen birth is the 2nd (or more) pregnancy

ending in a live birth before age 20.

Per the CDC, nearly 1 in 5 (20%) of births to teen mothers ages 15-20 is a repeat birth. Though declining nationally, "infants born from a repeat teen birth are often *born too small or too soon*, which can lead to more health problems for the baby".

During 2019, of the 48 Martin County births to teens ages 15-19, 10 (21%) were repeat births to teens age 18 (3) and age 19 (7).

Repeat Teen Birth Rate: Single Year Rates ALL Race/Ethnicity, Martin County vs. FL

Repeat Teen Birth Ages 15-19 (Single-Year Counts*/Percentiles) ALL Race/Ethnicity Martin County vs. FL											
Year	2009	2010	2011	2012	2013	2014	2015	2016	2017	2018	2019
Martin	25(20.8%)	21(20.8%)	19(19.8%)	12(17.1%)	13(16.9%)	17(21.5%)	10(18.2%)	7(10.4%)	13(18.1%)	8(18.6%)	10(20.8%)
FL- Rate	18.9%	17.8%	17.4%	16.9%	16.4%	16.5%	15.8%	15.9%	15.2%	15.0%	14.1%

*Given low rates of occurrence, use caution when interpreting and comparing rates/ratios.

Teen Repeat Birth: Disparities per Race/Ethnicity

The CDC reports American Indian, Alaskan Natives, Hispanics and black teens are 1.5 times more likely to have a repeat birth, compared to White teens.

In Martin County, during 2019, of the 10 repeat births to teens ages 15-19, seven (7) females self-identified as White and two (2) self-identified as Black (data unavailable on the remaining one).